


# CPA

mounting with flush-mounted frame






Remove the mounting frame from the frame;



Fasten the mounting frame with 4 countersunk screws;





Fix the retaining bracket to the floor using the 2 screws supplied;








Retract the control panel with the frame at the top of the mounting frame;



and fix at the bottom with the countersunk screw; Finished







From:

<https://noxsystems.com/noxwiki/> - **NOX Wiki**

Permanent link:

<https://noxsystems.com/noxwiki/doku.php?id=en:02docu:01install:15units:cpa>

Last update: **19.Nov 2018**

